
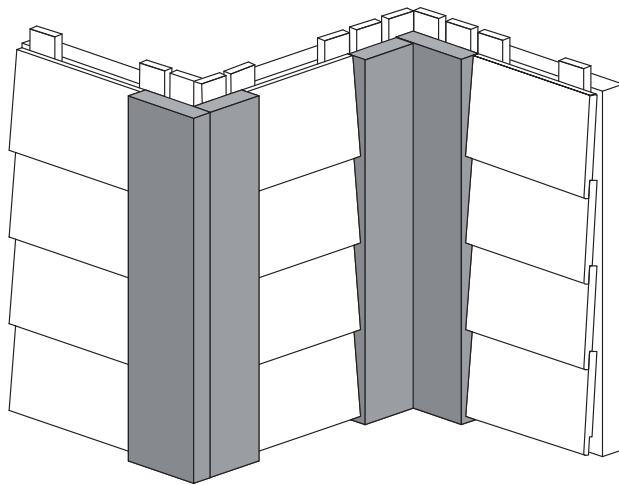

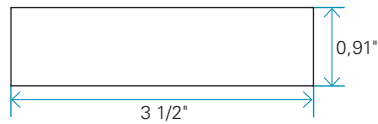


2" Trim



| NOMINAL DIMENSION | SUBSTRATE | FINISH | ACTUAL DIMENSIONS | NOMINAL THICKNESS* | INSTALLATION |
|-------------------|-----------|----------|-------------------|--------------------|-----------------------------|
| 3" | Strand | Textured | 2,5" | 0,910" | Horizontally and vertically |
| 4" | Strand | Textured | 3,5" | 0,910" | Horizontally and vertically |
| 5" | Strand | Textured | 4,5" | 0,910" | Horizontally and vertically |
| 6" | Strand | Textured | 5,5" | 0,910" | Horizontally and vertically |
| 8" | Strand | Textured | 7,32" | 0,910" | Horizontally and vertically |
| 10" | Strand | Textured | 9,21" | 0,910" | Horizontally and vertically |
| 12" | Strand | Textured | 11,21" | 0,910" | Horizontally and vertically |

* Substrate thickness may vary +/- 1/16".

General Specifications

SUBSTRATE

- LP SmartSide®

MANUFACTURING

- Treated engineered siding strand substrate;
- Available in a textured finish.

PACKAGING

- 16' lengths in bundles.

AVAILABLE COLOURS

- Maibec solid stain colour chart
- Elite solid paint. Unlimited choice of solid colours, with our TrueMatch® system

FACTORY-STAINING

- Trim is factory-coated in a controlled environment for maximum paint absorption and retention. This also provides increased protection from the damaging effects of the sun and the elements.

2" Trim

Preparing the Wall for Installation

Trims must be installed over a standard maximum 16" on centre stud built wall with OSB (oriented strand board) sheathing or plywood, and an approved water-resistive barrier. The final step in preparing the wall is to nail furring strips vertically into the studs according to all applicable building codes and the Maibec installation requirements. When used in combination with ventilation and drainage

accessories, these furring strips create a continuous air gap between the siding and the water-resistive barrier.

For details, see the Maibec Resistech™ Installation Guide at maibec.com under the SUPPORT tab.

Installation System

NAILS

- Use Maibec 2 1/2" hot dipped zinc galvanized ring shank nails with textured head that are corrosion resistant.
- Maibec nails in coil
 - 10 coils / 1,000 lin ft

Specific requirements apply to the installation of Maibec trims in coastal regions†. For details, see the [Maibec Resistech™ Siding installation guide](#).

† APPLICABLE COASTAL REGIONS INCLUDE THOSE LOCATED LESS THAN 600 M (2,000 FT) FROM THE COASTLINE IN THE ATLANTIC PROVINCES (NEW BRUNSWICK, PRINCE EDWARD ISLAND, NOVA SCOTIA, NEWFOUNDLAND AND LABRADOR), IN SAINT-PIERRE-ET-MIQUELON, AND IN THE U.S. EAST COAST STATES.

How to Calculate

Add a minimum of 5% to the amount for losses due to cutting.

**WARRANTY* - MAIBEC RESISTECH™
ELITE SOLID PAINT**



**WARRANTY* -
SUBSTRATE**

