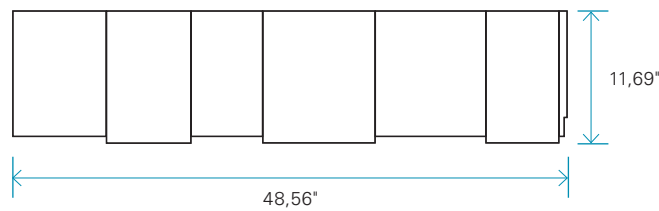


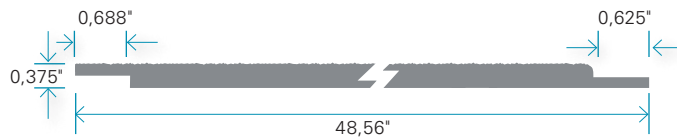
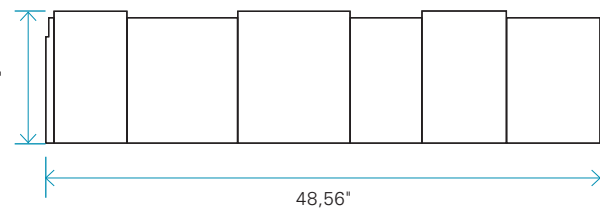
Shingle Strips

TEXTURED FINISH

STAGGERED INSTALLATION



STRAIGHT INSTALLATION



NOMINAL DIMENSION	INSTALLATION SYSTEM	SUBSTRATE	FINISH	ACTUAL DIMENSIONS	ACTUAL WIDTH	ACTUAL THICKNESS*	CONVERSION FACTOR FT ² TO PIECES**	INSTALLATION
12"	Visible nails	Fiber	Textured	48,56" (1,2 m)	11,69" (29,7 cm)	7/16"	3,33	Straight or Staggered

* Substrate thickness may vary +/- 1/16".

** With a 10° exposure.

General Specifications

SUBSTRATE

- LP SmartSide®

MANUFACTURING

- Treated engineered fiber substrate;
- Available in a textured finish.

PACKAGING

- 4' lengths.

AVAILABLE COLOURS

- Maibec solid stain colour chart
- Elite solid paint. Unlimited choice of solid colours, with our TrueMatch® system

FACTORY-STAINING

- Factory-coated in a controlled environment for maximum paint absorption and retention. This also provides increased protection from the damaging effects of the sun and the elements.

INSTALLATION

- The strip may be installed straight or staggered.

Shingle Strips

Preparing the Wall for Installation

Siding must be installed over a standard maximum 16" on centre stud built wall with OSB (oriented strand board) sheathing or plywood, and an approved water-resistive barrier. The final step in preparing the wall for siding is to nail furring strips vertically into the studs according to all applicable building codes and the Maibec installation requirements. When used in combination with ventilation and drainage accessories, these

furring strips create a continuous air gap between the siding and the water-resistive barrier.

For details, see the Maibec Resistech™ Installation Guide at maibec.com under the SUPPORT tab.

Installation Systems

NAILS

- Use Maibec 2 1/2" hot dipped zinc galvanized ring shank nails with textured head that are corrosion resistant.
- Maibec nails in coil
 - Shingle strips: 10 coils / 1,000 sq. ft.

Specific requirements apply to the installation of Maibec Resistech™ shingle in coastal regions†. For details, see the [Maibec Resistech™ Installation Guide](#).

† APPLICABLE COASTAL REGIONS INCLUDE THOSE LOCATED LESS THAN 600 M (2,000 FT) FROM THE COASTLINE IN THE ATLANTIC PROVINCES (NEW BRUNSWICK, PRINCE EDWARD ISLAND, NOVA SCOTIA, NEWFOUNDLAND AND LABRADOR), IN SAINT-PIERRE-ET-MIQUELON, AND IN THE U.S. EAST COAST STATES.

Complementary accessories

VENTILATION AND DRAINAGE ACCESSORIES

Maibec ventilated strips feature a perforated 50% open pattern and adapt to all types of installations where ventilation and drainage are required. They also prevent rodents and certain insects from infiltrating behind the wall. All our ventilated products comply with our installation requirements and will help to ensure the optimal performance of your Maibec products.

**WARRANTY* - MAIBEC RESISTECH™
ELITE SOLID PAINT**



**WARRANTY* -
SUBSTRATE**



* SOME RESTRICTIONS APPLY. SEE DETAILED WARRANTIES.