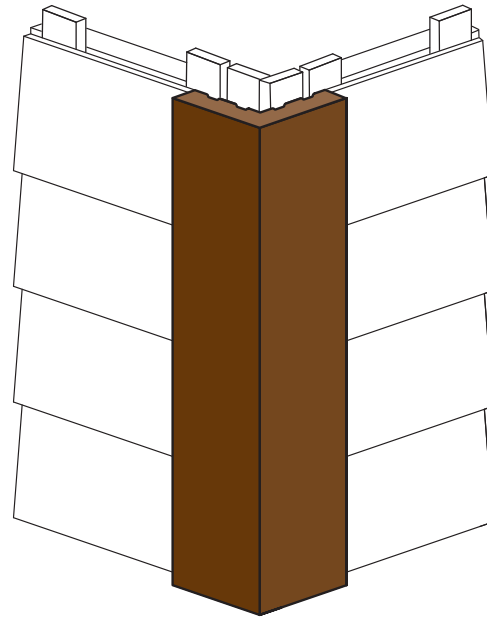
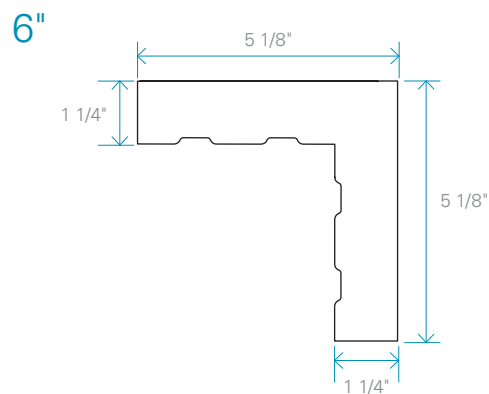
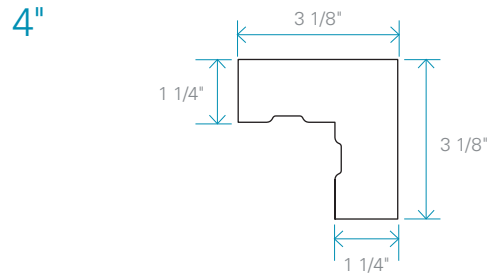


# Maibec<sup>®</sup> 1 Piece Corner



NOMINAL DIMENSION	FINISH	ACTUAL DIMENSIONS	LENGTH	INSTALLATION
4"	Textured	3 1/8" x 3 1/8"	10'	Vertically
6"	Textured	5 1/8" x 5 1/8"	10'	Vertically

## General Specifications

### SPECIES

- Spruce - Fir (SPF) / Sound tight knot

### MANUFACTURING

- Kiln-dried (KD) between 12% to 16% humidity
- Available in a textured finish

### PACKAGING

- Piece of 10 ft
- Sold by pair (2 x 10 feet)

### AVAILABLE COLOURS

#### Textured finish

- Maibec solid stain colour chart
- Solid colours (2 coats). Unlimited choice of solid colours, with our TrueMatch<sup>®</sup> system
- This moulding is not available in natural tones. However, it is available in the equivalent solid colours.

### FACTORY-STAINING

- Corner is factory-coated on all six sides in a controlled environment for maximum stain absorption and retention. This also provides increased protection from the damaging effects of the sun and the elements.
- Low-volatile organic compounds (VOCs) water-based stains



FSC<sup>®</sup> mix certified siding available upon request.

For exterior use only.

# Maibec® 1 Piece Corner

## Preparing the Wall for Installation

Mouldings and corners must be installed over a standard maximum 16" on centre stud built wall with OSB (oriented strand board) sheathing or plywood, and an approved water-resistive barrier. The final step in preparing the wall is to nail furring strips vertically into the studs according to all applicable building codes and the Maibec installation requirements. When used in combination with ventilation and drainage accessories,

these furring strips create a continuous air gap between the siding and the water-resistive barrier.

For details, see the Maibec Regular Siding or the Maibec em+® Siding Installation Guide, depending on the product you are installing at [maibec.com](http://maibec.com) under the SUPPORT tab.

## Installation System

### NAILS

- Use Maibec 3" hot dipped zinc galvanized ring shank nails with textured head that are corrosion resistant and factory-stained to match the corner.
- A plastic hammer end cap is provided to protect the stain on nail heads.
- 10 lbs of nails per 1,000 lin ft

Specific requirements apply to the installation of Maibec mouldings and corners in coastal regions†. For details, see the [Maibec Regular Siding installation guide](#).

† APPLICABLE COASTAL REGIONS INCLUDE THOSE LOCATED LESS THAN 600 M (2,000 FT) FROM THE COASTLINE IN THE ATLANTIC PROVINCES (NEW BRUNSWICK, PRINCE EDWARD ISLAND, NOVA SCOTIA, NEWFOUNDLAND AND LABRADOR), IN SAINT-PIERRE-ET-MIQUELON, AND IN THE U.S. EAST COAST STATES.

## How to Calculate

Add a minimum of 5% to the amount for losses due to cutting.

### WARRANTY\* – SIDING TEXTURED FACE

