
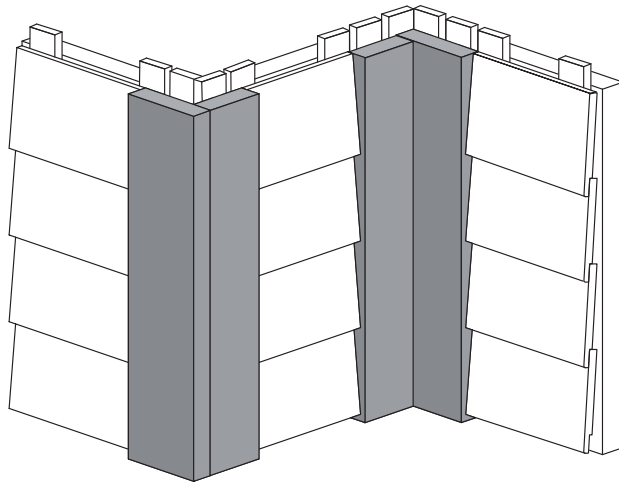

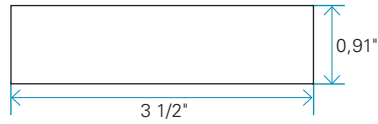


# 2" Trim



NOMINAL DIMENSION	SUBSTRATE	FINISH	ACTUAL DIMENSIONS	NOMINAL THICKNESS*	INSTALLATION
3"	Strand	Textured	2,5"	0,910"	Horizontally and vertically
4"	Strand	Textured	3,5"	0,910"	Horizontally and vertically
5"	Strand	Textured	4,5"	0,910"	Horizontally and vertically
6"	Strand	Textured	5,5"	0,910"	Horizontally and vertically
8"	Strand	Textured	7,32"	0,910"	Horizontally and vertically
10"	Strand	Textured	9,21"	0,910"	Horizontally and vertically
12"	Strand	Textured	11,21"	0,910"	Horizontally and vertically

\* Substrate thickness may vary +/- 1/16".

## General Specifications

### SUBSTRATE

- LP SmartSide®

### MANUFACTURING

- Treated engineered siding strand substrate;
- Available in a textured finish.

### PACKAGING

- 16' lengths in bundles.

### AVAILABLE COLOURS

- Maibec solid stain colour chart
- Elite solid paint. Unlimited choice of solid colours, with our TrueMatch® system

### FACTORY-STAINING

- Trim is factory-coated in a controlled environment for maximum paint absorption and retention. This also provides increased protection from the damaging effects of the sun and the elements.

## 2" Trim

### Preparing the Wall for Installation

Trims must be installed over a standard maximum 16" on centre stud built wall with OSB (oriented strand board) sheathing or plywood, and an approved water-resistive barrier. The final step in preparing the wall is to nail furring strips vertically into the studs according to all applicable building codes and the Maibec installation requirements. When used in combination with ventilation and drainage

accessories, these furring strips create a continuous air gap between the siding and the water-resistive barrier.

For details, see the Maibec Resistech™ Installation Guide at [maibec.com](http://maibec.com) under the SUPPORT tab.

### Installation System

#### NAILS

- Use Maibec 2 1/2" hot dipped zinc galvanized ring shank nails with textured head that are corrosion resistant.
- Maibec nails in coil
  - 10 coils / 1,000 lin ft

Specific requirements apply to the installation of Maibec trims in coastal regions†. For details, see the [Maibec Resistech™ Siding installation guide](#).

† APPLICABLE COASTAL REGIONS INCLUDE THOSE LOCATED LESS THAN 600 M (2,000 FT) FROM THE COASTLINE IN THE ATLANTIC PROVINCES (NEW BRUNSWICK, PRINCE EDWARD ISLAND, NOVA SCOTIA, NEWFOUNDLAND AND LABRADOR), IN SAINT-PIERRE-ET-MIQUELON, AND IN THE U.S. EAST COAST STATES.

### How to Calculate

Add a minimum of 5% to the amount for losses due to cutting.

**WARRANTY\* - MAIBEC RESISTECH™  
ELITE SOLID PAINT**



**WARRANTY\* -  
SUBSTRATE**



\* SOME RESTRICTIONS APPLY. SEE DETAILED WARRANTIES.